

AXIbiperfect GQ TS

600 - 620 Wp

High performance bifacial solar module
132 halfcell, glass/glass, N-Type TOPCon

The advantages:


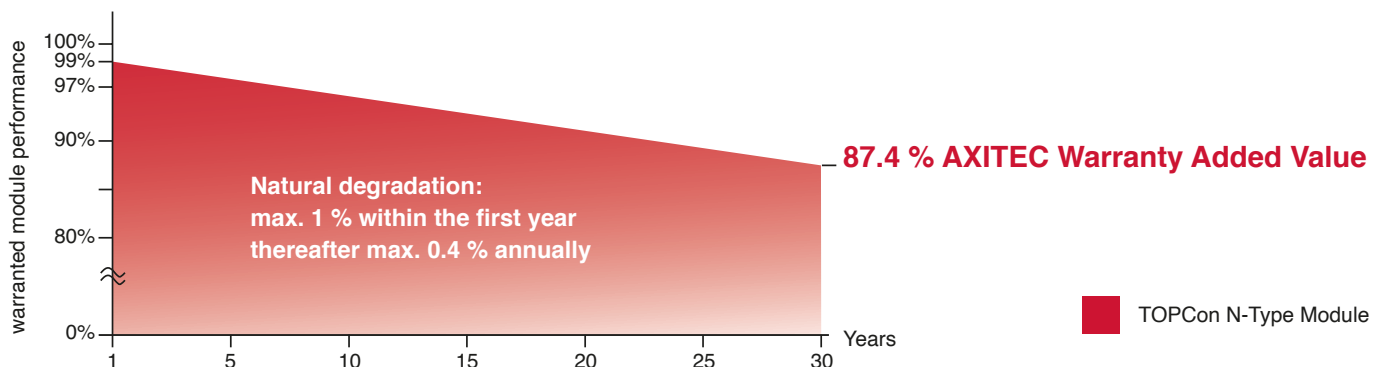
- 
30 Years
30 years Manufacturer's warranty and Performance guarantee
- 
+30%
Up to 30 % more power output by Bifacial-Technology
- 
TOP
More performance through innovative N-Type TOPCon-Technology
- 
PID less
PID reduced through glass/glass-Technology
- 
Safe
Increased safety through improved fire protection
- 
+ Wp
Positive power sorting from 0-5 Wp



Fig. similar 132TGBEN241106A

Exclusive linear AXITEC high performance guarantee!



AXIbiperfect GQ TS 600 - 620 Wp

Electrical data

at standard conditions (STC): irradiance 1000 watt/m², spectrum AM 1.5 at a cell temperature of 25°C

Type	AC-600TGB/132TS	AC-605TGB/132TS	AC-610TGB/132TS	AC-615TGB/132TS	AC-620TGB/132TS
Nominal output P _{mpp}	600 Wp	605 Wp	610 Wp	615 Wp	620 Wp
Nominal voltage U _{mpp}	39.82 V	40.02 V	40.22 V	40.42 V	40.61 V
Nominal current I _{mpp}	15.07 A	15.12 A	15.17 A	15.22 A	15.27 A
Short circuit current I _{sc}	16.01 A	16.07 A	16.13 A	16.19 A	16.24 A
Open circuit voltag U _{oc}	47.43 V	47.65 V	47.88 V	48.10 V	48.32 V
Module conversion efficiency	22.21 %	22.40 %	22.58 %	22.77 %	22.95 %

at BNPI test conditions: irradiance frontside 1000W/m², backside 135W/m², with spectrum AM 1,5 at a cell temperature of 25°C

Nominal output P _{mpp}	661 Wp	667 Wp	673 Wp	678 Wp	684 Wp
Short circuit current I _{sc}	17.65 A	17.72 A	17.78 A	17.85 A	17.91 A
Open circuit voltag U _{oc}	47.43 V	47.65 V	47.88 V	48.10 V	48.32 V

Bifacial coefficients: φU_{oc} 0,98±5%; φI_{sc} 0,80±10%; φP_{mpp} 0,80±10%

Design

Frontside	2.0 mm low-reflection white glass
Backside	2.0 mm glass, cell spaces transparent
Cells	132 N-Type TOPCon bifacial high efficiency cells
Frame	30 mm silver aluminium frame

Mechanical data

L x W x H	2382 x 1134 x 30 mm
Weight	32.5 kg with frame

Mechanical load

Design load (pressure/suction)	3600 Pa / 1600 Pa *
Test load (pressure/suction)	5400 Pa / 2400 Pa *

* depending on the type of installation according to the installation instructions

Power connection

Socket	Protection Class IP68, 3 bypass diodes
Wire	approx. 1.3 m, 4 mm ²
Plug-in system	IP68, JM608


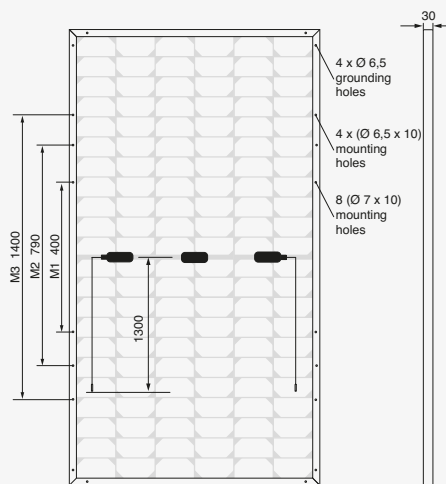


Fig. principle sketch



All dimensions in mm

Limit values

System voltage	1500 VDC
NOCT (nominal operating cell temperature)*	45°C +/-2K
Reverse current feed IR	30.0 A

Permissible operating temperature	-40°C to 85°C / -40F to 185F
Fire class / Protection class	C (UL790) / II
Hail resistance	HW3 (Ø 30 mm, 23.6 m/s)

(No external voltages greater than U_{oc} may be applied to the module)

* NOCT: irradiance 800 W/m²; AM 1.5; wind speed 1 m/s; Temperature 20°C

Temperature coefficients

Voltage U _{oc}	-0.26 %/K
Current I _{sc}	0.046 %/K
Output P _{mpp}	-0.31 %/K

Low-light performance without Bifacial-effect

(Example for AC-620TGB/132TS)

I-U characteristic curve	Current I _{pp}	Voltage U _{pp}
200 W/m ²	3.12 A	39.08 V
400 W/m ²	6.30 A	39.53 V
600 W/m ²	9.41 A	39.84 V
800 W/m ²	12.44 A	40.18 V
1000 W/m ²	15.27 A	40.61 V

Packaging

Module pieces per pallet	36
Module pieces per HC-container	720

